



LOCKHART ASSET MANAGEMENT

Global Equity Fund

As at 29 May 2026

IDENTIFIERS

GBP I Share Class

ISIN:	IE00070BLMK2
Bloomberg:	LOCAMGI ID
Price:	13.48

GBP I Dist Share Class

ISIN:	IE000F6L2H65
Bloomberg:	LOCAMGD ID
Price:	13.21

FUND FACTS

Investment manager:	Lockhart Asset Management
Launch date:	05 Nov 24
Fund structure:	Irish UCITS
Fund type:	Equity
Base currency:	GBP
Currencies available:	GBP
Dealing frequency:	Any Business Day
Subscription cut off:	10am Irish Time
Auditors:	Deloitte
Depository:	Citi Depository Services Ireland
Administrators:	Citibank Europe Plc

CHARGES

Initial charge:	NIL
Ongoing charges figure:	0.48%
Annual management charge:*	0.18%

IMPORTANT INFORMATION ON CHARGES

The Ongoing Charges Figure (OCF) is an estimate based on projected expenses and may vary from year to year. An estimate is used in order to provide the figure that will most likely be charged. For more information about charges please see the Key Investor Information Document (KIID) and "Fees and Expenses" of the Fund's Prospectus and Supplement. *Included in the OCF.

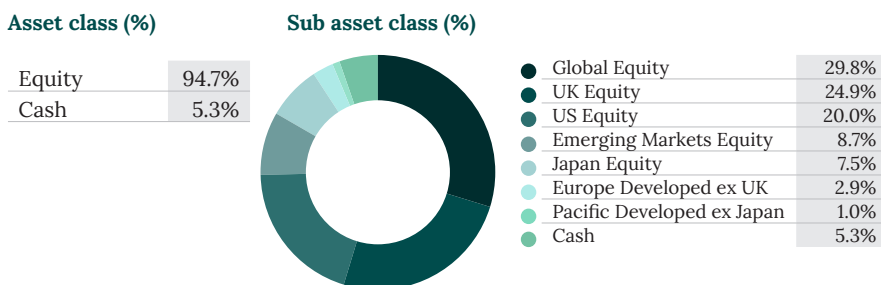
FUND OBJECTIVE

The Global Equity Fund's objective is to deliver a total return through a combination of capital growth and income over the long term (5 years +). It aims to do this by investing in a diversified portfolio of equity funds across global markets, via active, factor and passive strategies.

FURTHER INFORMATION

- The fund has no bias to any industry, economic sector, country or region. It will invest in regulated markets globally, which may include exposure to emerging markets.
- Underlying funds with active strategies will be used where the investment team believes that markets are less efficient or are under-researched and are able to produce returns in excess of those available through passive strategies.

HOLDINGS BREAKDOWN



Holdings in detail

Equity	94.7%
Global Equity	29.8%
Los Angeles Capital Global Equity	13.0%
Vanguard FTSE All World	12.9%
Vanguard Global Small-Cap Index	1.7%
Goldman Sachs Global Small Cap Core Equity	1.3%
Clarivest Global Small Cap	0.8%
UK Equity	24.9%
Vanguard FTSE 100	11.2%
JP Morgan UK Equity Plus	8.6%
Vanguard FTSE 250	3.7%
Raynar UK Smaller Companies	1.4%
US Equity	20.0%
Invesco S&P 500	7.8%
iShares S&P 500 Equal Weight	7.5%
SSGA SPDR S&P 400 US Mid Cap	2.0%
Invesco S&P Small Cap 600	1.2%
iShares S&P 500 Energy Sector	0.5%
iShares S&P 500 Consumer Staples Sector	0.4%
iShares S&P 500 Health Care Sector	0.4%
Emerging Markets Equity	8.7%
Vanguard Emerging Markets Stock Index	4.4%
Pacific North of South EM All Cap Equity	3.3%
iShares MSCI China A	0.5%
Franklin FTSE India ETF	0.4%
Japan Equity	7.5%
L&G Japan Index Trust	4.1%
Sumitomo Mitsui Japan Equity High Conviction	2.0%
Sumitomo Mitsui Japan Equity Small Cap Absolute Value	0.9%
iShares MSCI Japan Small Cap	0.5%
Europe Developed ex UK Equity	2.9%
Vanguard FTSE Developed Europe ex-UK Equity Index	2.9%
Pacific Developed ex Japan Equity	1.0%
Vanguard Pacific ex-Japan Stock Index	1.0%
Cash	5.3%

Source: Lockhart Asset Management as at 29 May 2026. Holdings and allocations are subject to change. Totals may not sum to 100% due to rounding. Past performance is not necessarily a guide to future performance. Performance is shown net of fees.



PORTFOLIO BREAKDOWN

Fund top 5 holdings (%)

Los Angeles Capital Global Equity	13.0%
Vanguard FTSE All World	12.9%
Vanguard FTSE 100	11.2%
JP Morgan UK Equity Plus	8.6%
Invesco S&P 500	7.8%

INVESTMENT TEAM

Before co-founding Lockhart Capital Management in 2016, Andrew Wilson our Chief Investment Officer led and managed a hugely successful discretionary investment service for a large national wealth management firm.

He is joined by Robert Seachoy who is responsible for day-to-day portfolio management and risk analysis, the pair having worked together for over seventeen years.

The team is complemented by Head of Fund research, Wee-Tsen Lee, who is responsible for identifying and monitoring best-in-class investments.



Andrew Wilson, CAIA
CIO & Founding Partner



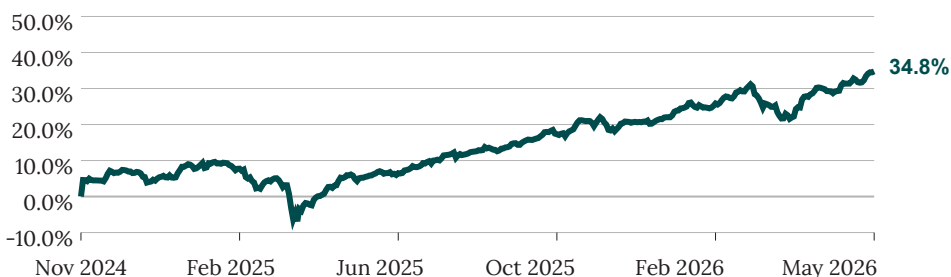
Robert Seachoy, CFA
Portfolio Manager



Wee-Tsen Lee, CFA
Head of Fund Research

FUND PERFORMANCE

From 05 Nov 2024 (inception) to 29 May 2026 (%)



YEAR-ON-YEAR PERFORMANCE

As at 29 May 2026 (%)

-	-	-	-	30 May 2025 to 29 May 2026
-	-	-	-	27.80

PERIOD RETURNS

From 05 Nov 2024 (inception) to 29 May 2026 (%)

	Jan	Feb	Mar	Apr	May	Jun	Jul	Aug	Sep	Oct	Nov	Dec	Year
2024											6.61	-1.54	4.97
2025	4.16	-1.98	-4.26	-1.80	4.65	1.81	4.54	0.71	2.85	4.14	-0.20	0.99	16.24
2026	2.18	5.20	-6.82	5.68	4.34								10.44

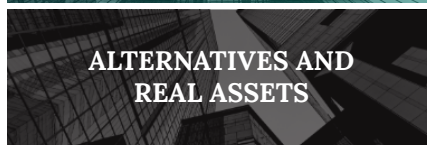
OUR RANGE



GLOBAL EQUITY



GLOBAL FIXED INTEREST



ALTERNATIVES AND REAL ASSETS



MULTI ASSET STEWARDSHIP

The Lockhart Asset Management range of solutions is designed to utilise the full universe of global investment markets.

Created as foundational building blocks for Lockhart Capital Management's model portfolios, these solutions are available exclusively to their clients.

Covering a wide breadth of asset classes – including equities, fixed income, alternatives, and real assets, they utilise a unitised structure to provide greater agility and efficiency. This structure enables the investment team to respond quickly to market events and access a wide array of investment opportunities and styles.

As part of Pacific Asset Management, Lockhart Asset Management is able to draw upon Pacific's established asset management resources, infrastructure, technology, and global research.

CONTACT US

74 Wigmore Street, London, W1U 2SQ
T: +44 (0)20 3970 3100
E: info@lockhartassetmanagement.com

IMPORTANT INFORMATION – FOR AUTHORISED USE ONLY

This document is issued and approved by Pacific Capital Partners Limited (PCP), which is authorised and regulated by the Financial Conduct Authority. This document is intended primarily for internal use, but may be distributed upon request to investment professionals and exempt investors in accordance with the FSMA 2000 (Promotion of Collective Investment Schemes Exemptions Order 2005) for authorised purposes only. It does not constitute advice, an offer or a recommendation to purchase or sell any financial products and you should not rely on the information in making an investment decision. The information and analysis contained herein are based on sources believed to be reliable. However, we do not guarantee their timeliness, accuracy or completeness, nor do we accept liability for any loss or damage resulting from your use or reliance upon of this document. Any opinions expressed reflect our current judgment at the date of this document and are subject to change without notice. Past performance is not necessarily a guide to future performance. This report is not directed to or intended for distribution to or use by any person or entity in any jurisdiction where such distribution, publication or use would be unlawful. This document may not be reproduced (in whole or in part), transmitted, modified or used for any public or commercial purpose without the prior written permission of PCP. Lockhart Asset Management is a trading name of PCP.